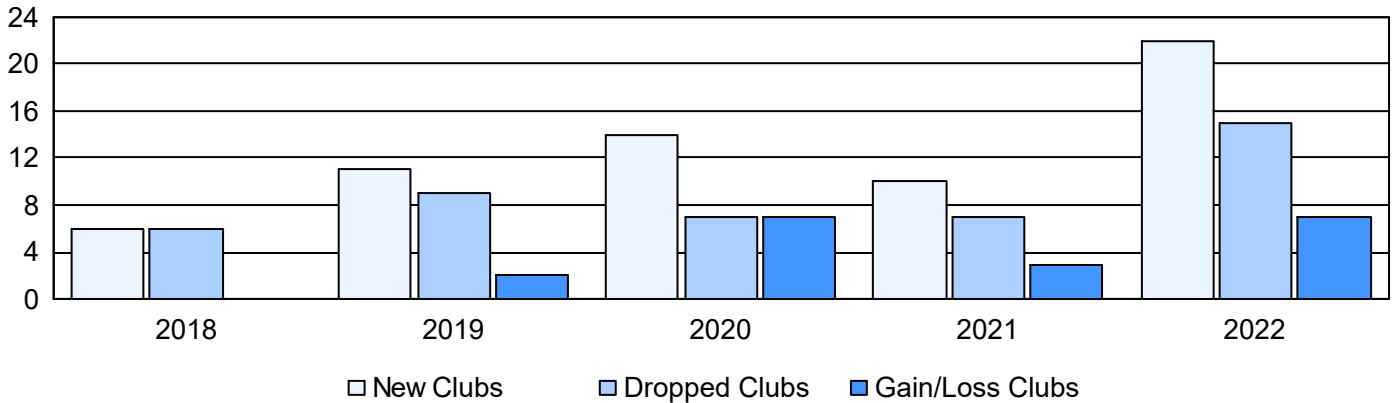
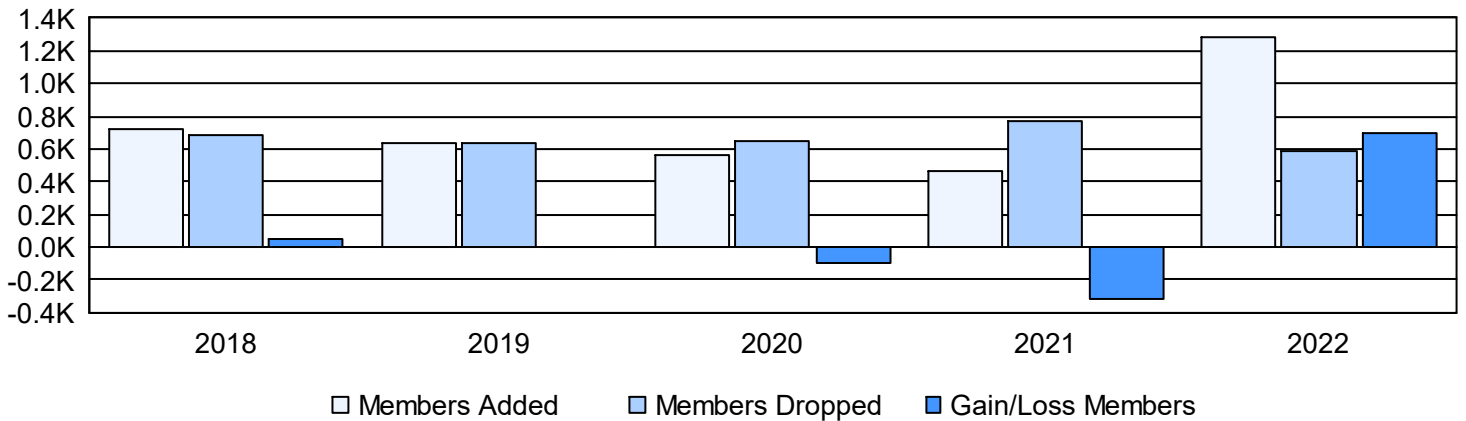


| Year | New Clubs | Dropped Clubs | Gain/ Loss Clubs | New Members | Charter Members | Reinstate Members | Transfer Members | Total Member Added | Total Members Dropped | Gain/ Loss Members |
|----------------|-----------|---------------|------------------|-------------|-----------------|-------------------|------------------|--------------------|-----------------------|--------------------|
| 2017-2018 | 6 | 6 | 0 | 535 | 146 | 32 | 12 | 725 | 681 | 44 |
| 2018-2019 | 11 | 9 | 2 | 261 | 289 | 59 | 21 | 630 | 634 | -4 |
| 2019-2020 | 14 | 7 | 7 | 244 | 233 | 46 | 34 | 557 | 651 | -94 |
| 2020-2021 | 10 | 7 | 3 | 228 | 194 | 26 | 11 | 459 | 771 | -312 |
| 2021-2022 | 22 | 15 | 7 | 532 | 709 | 29 | 15 | 1,285 | 586 | 699 |
| Average | 13 | 9 | 4 | 360 | 314 | 38 | 19 | 731 | 665 | 67 |

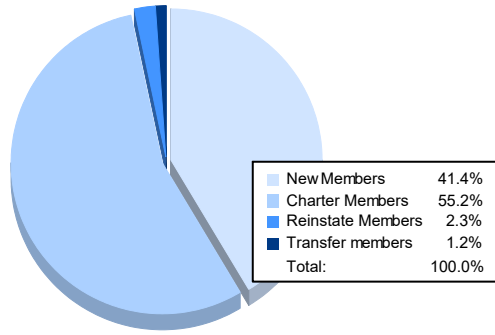
Clubs



Members



Membership Composition June 2022 Cumulative



Gender Composition June 2022 Cumulative

